



DISEASE EPIDEMIOLOGY PROGRAM Acute Respiratory Disease Surveillance Summary

Ft Benning: 21 June 2018 – 22 June 2019

DEFINITIONS:

ARD Rate=(ARD cases/Trainees) *100

ADV = Adenovirus

Strep Rate=(Strep Cultures (+)/Cultures) *100

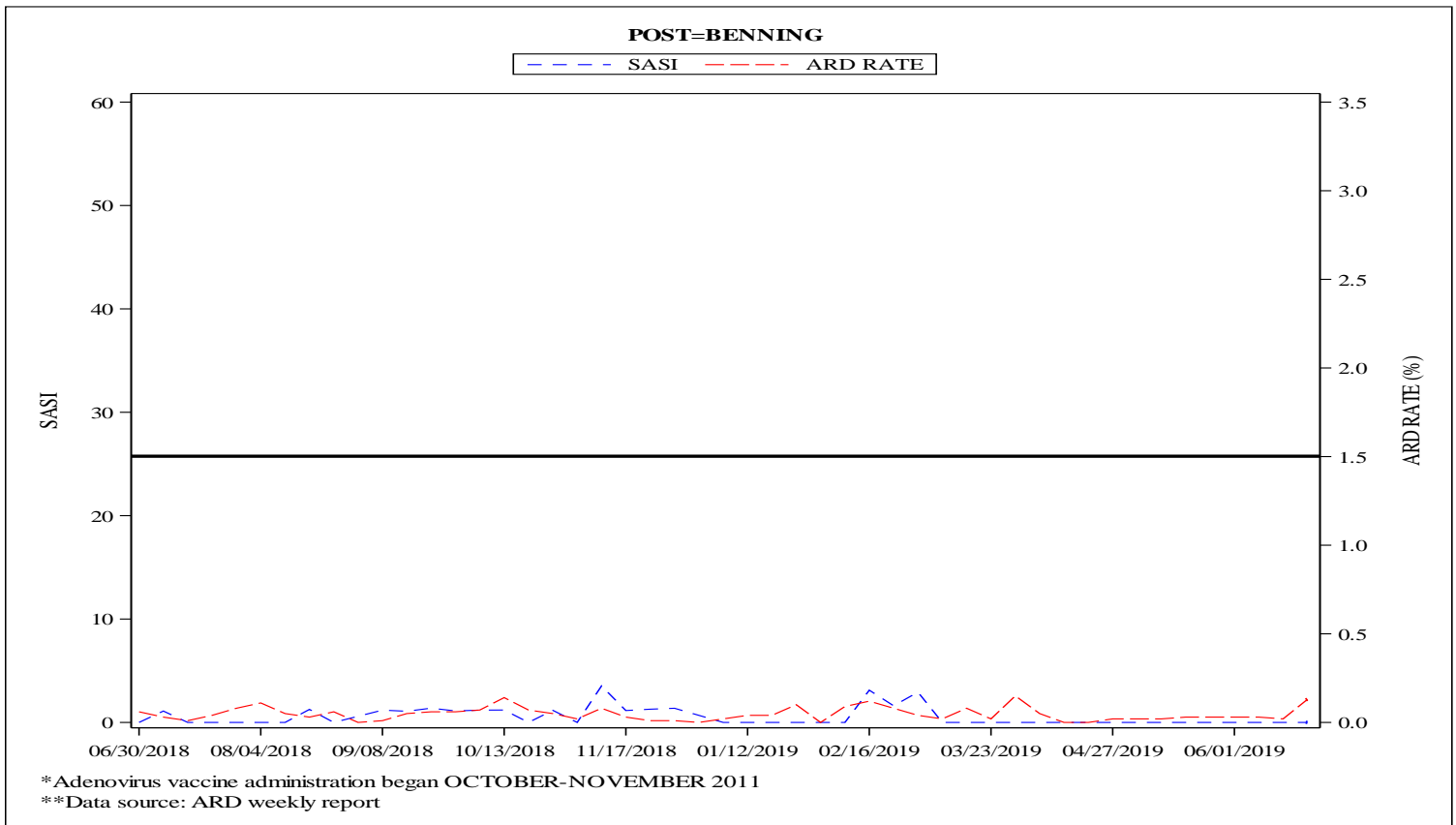
Strep-ARD Surveillance Index (SASI)=(ARD Rate*Strep Rate)

Strep Testing Compliance (STC) =% of ARD cases tested for Strep at each site (those sites highlighted red are at less than 60% compliance)

NOTE: All installations have achieved full ADV coverage.

	ARD Rate	SASI	STC
Benning	0.13 (I)	0.00 (N)	56%
Leonard Wood	0.02 (D)	0.00 (N)	100%
Jackson	0.07 (D)	1.84 (D)	57%
Sill	0.03 (I)	0.00 (I)	100%

Summary comparison to previous week
I = Increase D = Decrease N = No Change N/A = No cases



Males			
Unit Strength	ARD Cases	Strep Test Done	Strep Positive
6756	9	5	0

Females			
Unit Strength	ARD Cases	Strep Test Done	Strep Positive
43	0	0	0



DISEASE EPIDEMIOLOGY PROGRAM Acute Respiratory Disease Surveillance Summary

Ft Leonard Wood: 21 June 2018 – 22 June 2019

DEFINITIONS:

ARD Rate=(ARD cases/Trainees) *100

ADV = Adenovirus

Strep Rate=(Strep Cultures (+)/Cultures) *100

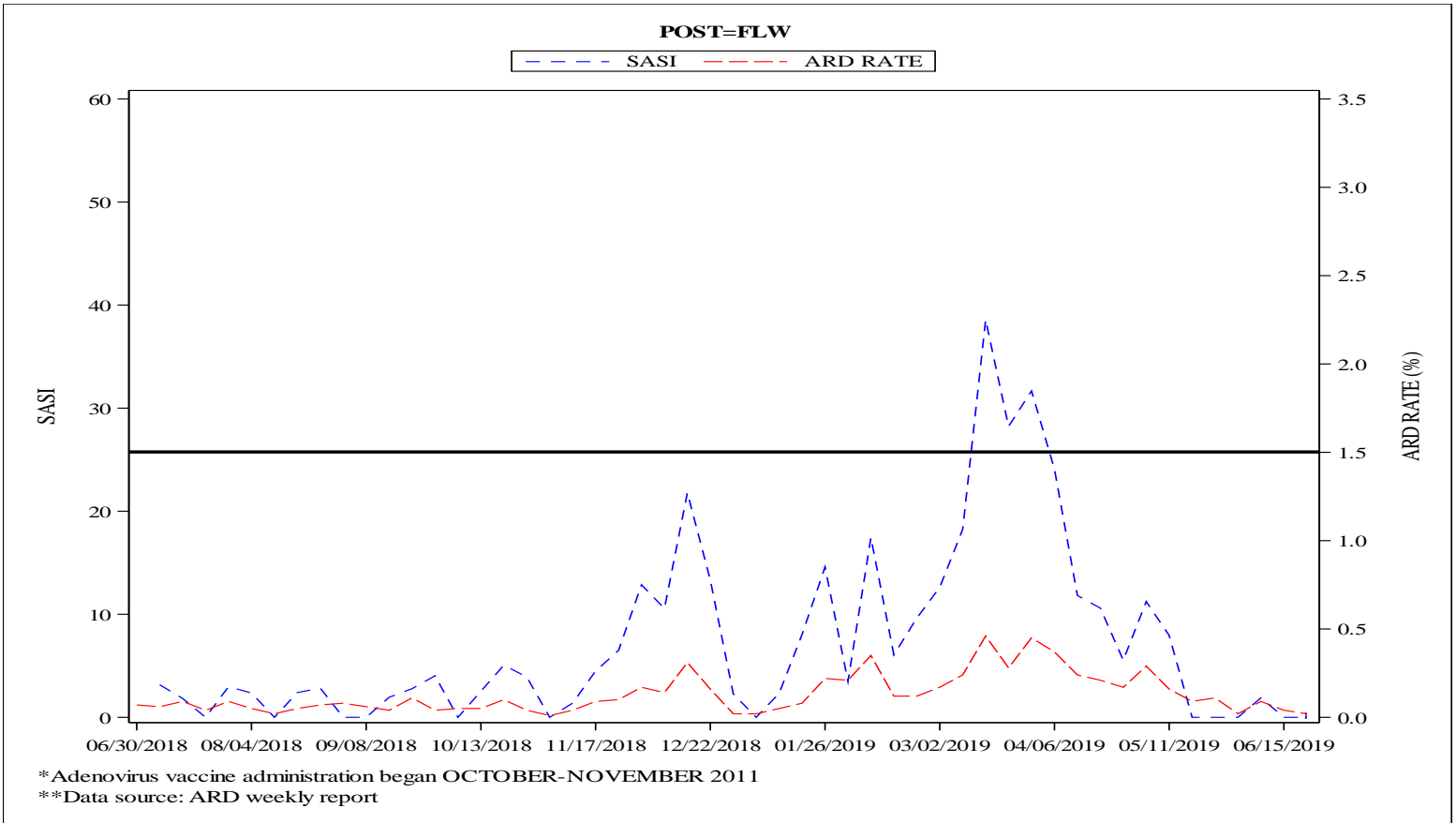
Strep-ARD Surveillance Index (SASI)=(ARD Rate*Strep Rate)

Strep Testing Compliance (STC) =% of ARD cases tested for Strep at each site (those sites highlighted red are at less than 60% compliance)

NOTE: All installations have achieved full ADV coverage.

	ARD Rate	SASI	STC
Benning	0.13 (I)	0.00 (N)	56%
Leonard Wood	0.02 (D)	0.00 (N)	100%
Jackson	0.07 (D)	1.84 (D)	57%
Sill	0.03 (I)	0.00 (I)	100%

Summary comparison to previous week
I = Increase D = Decrease N = No Change N/A = No cases



Males			
Unit Strength	ARD Cases	Strep Test Done	Strep Positive
4559	1	1	0

Females			
Unit Strength	ARD Cases	Strep Test Done	Strep Positive
1752	0	0	0



DISEASE EPIDEMIOLOGY PROGRAM Acute Respiratory Disease Surveillance Summary

Ft Jackson: 21 June 2018 – 22 June 2019

DEFINITIONS:

ARD Rate=(ARD cases/Trainees) *100

ADV = Adenovirus

Strep Rate=(Strep Cultures (+)/Cultures) *100

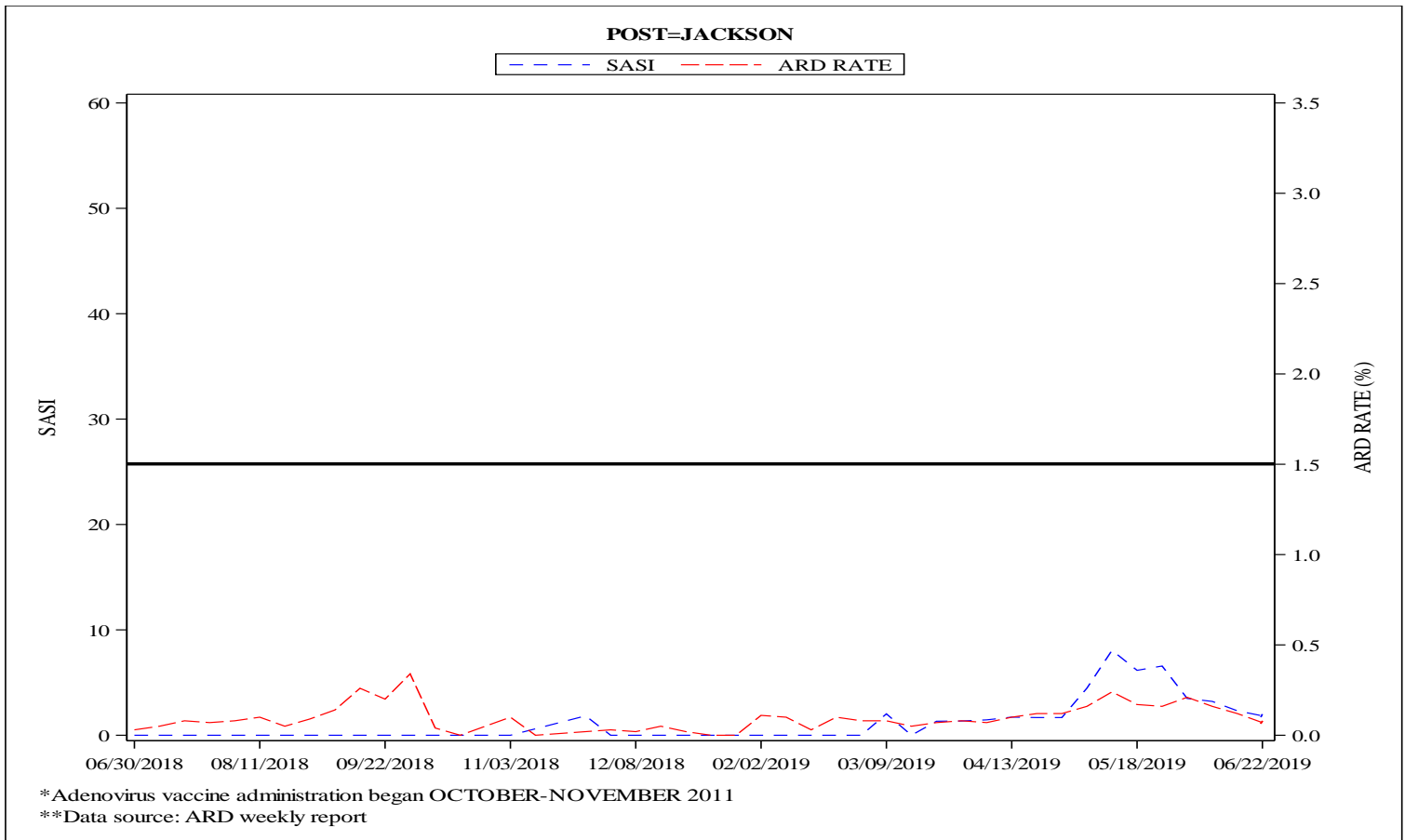
Strep-ARD Surveillance Index (SASI)=(ARD Rate*Strep Rate)

Strep Testing Compliance (STC) =% of ARD cases tested for Strep at each site (those sites highlighted red are at less than 60% compliance)

NOTE: All installations have achieved full ADV coverage.

	ARD Rate	SASI	STC
Benning	0.13 (I)	0.00 (N)	56%
Leonard Wood	0.02 (D)	0.00 (N)	100%
Jackson	0.07 (D)	1.84 (D)	57%
Sill	0.03 (I)	0.00 (I)	100%

Summary comparison to previous week
I = Increase D = Decrease N = No Change N/A = No cases



Males			
Unit Strength	ARD Cases	Strep Test Done	Strep Positive
6610	3	2	0

Females			
Unit Strength	ARD Cases	Strep Test Done	Strep Positive
2888	4	2	1



DISEASE EPIDEMIOLOGY PROGRAM Acute Respiratory Disease Surveillance Summary

Ft Sill: 21 June 2018 – 22 June 2019

DEFINITIONS:

ARD Rate=(ARD cases/Trainees) *100

ADV = Adenovirus

Strep Rate=(Strep Cultures (+)/Cultures) *100

Strep-ARD Surveillance Index (SASI)=(ARD Rate*Strep Rate)

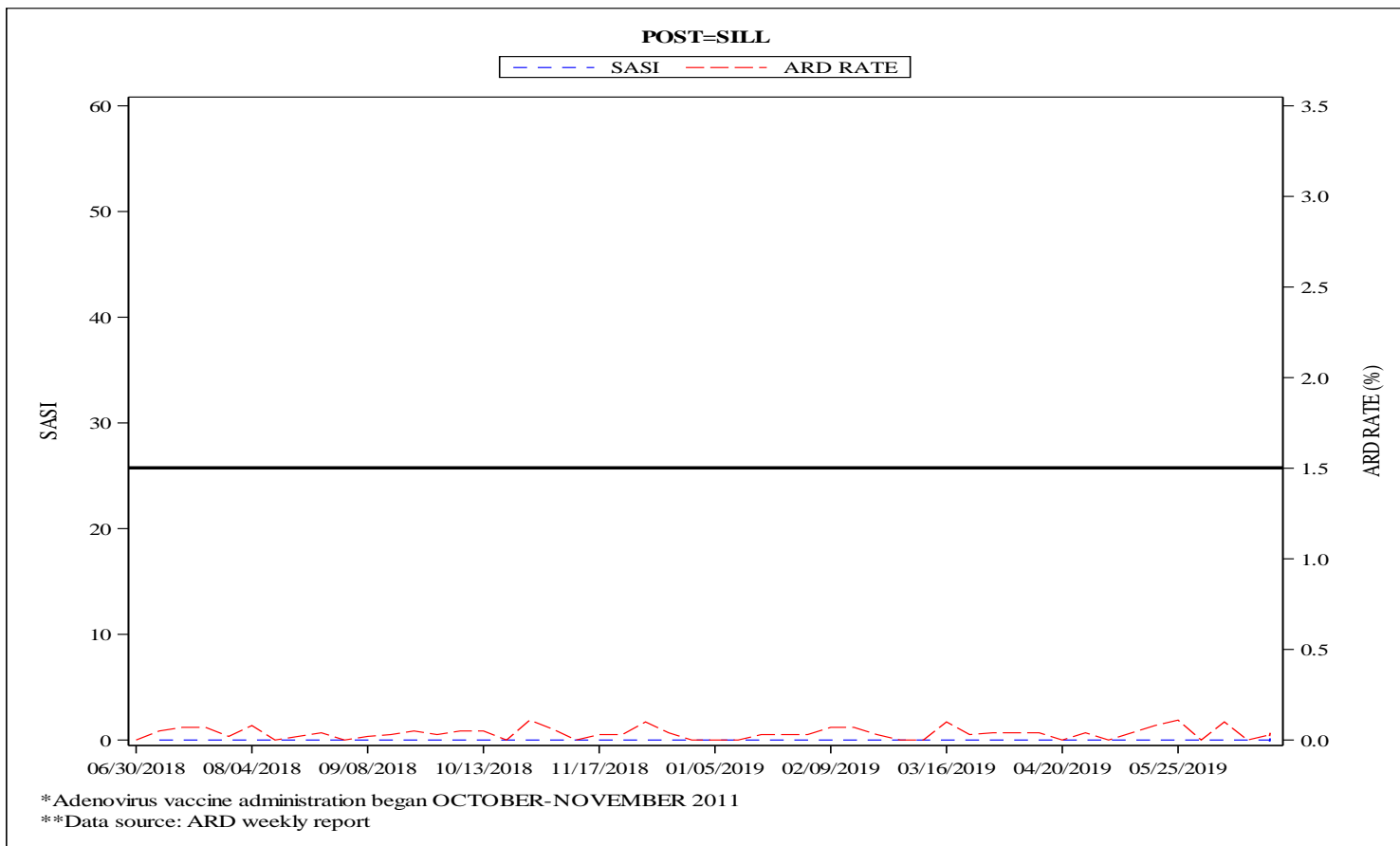
Strep Testing Compliance (STC) =% of ARD cases tested for Strep at each site (those sites highlighted red are at less than 60% compliance)

NOTE: All installations have achieved full ADV coverage.

	ARD Rate	SASI	STC
Benning	0.13 (I)	0.00 (N)	56%
Leonard Wood	0.02 (D)	0.00 (N)	100%
Jackson	0.07 (D)	1.84 (D)	57%
Sill	0.03 (I)	0.00 (I)	100%

Summary comparison to previous week

I = Increase D = Decrease N = No Change N/A = No cases



Males			
Unit Strength	ARD Cases	Strep Test Done	Strep Positive
2827	1	1	0

Females			
Unit Strength	ARD Cases	Strep Test Done	Strep Positive
1106	0	0	0

If you have questions, comments or suggestions about this report, please contact us at (410) 436-4655 or [Email Disease Epidemiology](#)

APPROVED FOR PUBLIC RELEASE, DISTRIBUTION UNLIMITED